

AUTOMOTIVE PRE-SPRAY VENTURI SYSTEM VERSION GARDEN TYPE CONNECTOR

TWO PRODUCTS MODEL WITH BA

fig. A

fig. B

WARNING

Fit S/Steel
strainer-washer

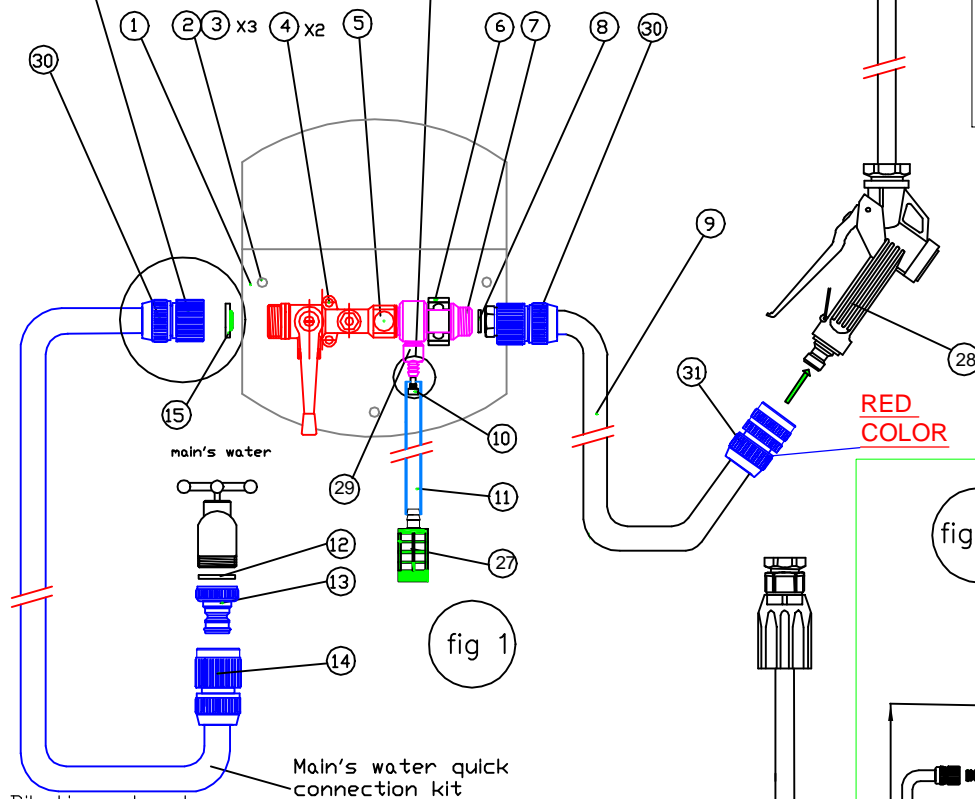
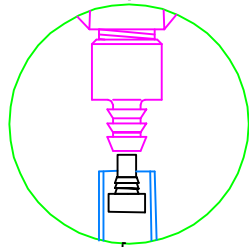
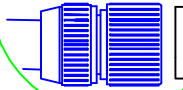
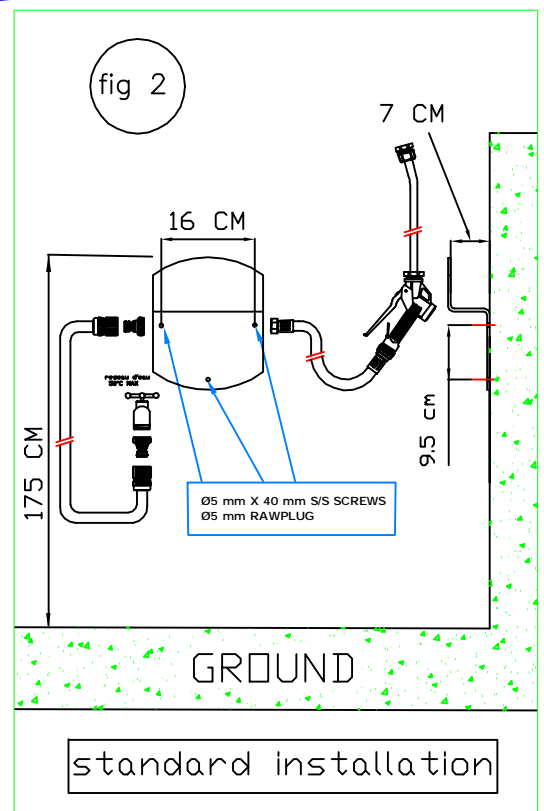


fig 2



Dilution chart

pink	0.50%	light brown	7.00%
purple	1.30%	blue	9.40%
turquoise	1.50%	white	10.40%
yellow	2.50%	red	12.60%
brown	3.60%	beige	15.30%
orange	4.50%	black	16.40%
green	5.80%	grey	16.60%

APPROXIMATE DILUTIONS UNDER THE FOLLOWING CONDITIONS:
(value without tips = 17.00%)

- *product tested: water ($C_p = 1$)
- *dynamic pressure: 2,5 bar
- *discharge hose: 25 metres
- *flat spray nozzle: 60° 9,8 LPM
- *water flow rate: 4.2LPM
- *telescopic lance: 1 to 2 metres

- 1 - WHITE PVC BACK PLATE WITH INTEGRATED HOSE SUPPORT
- 2 - Ø5 mm X40 mm PHILLIPS-HEAD S/STEEL SCREW (QTY 3)
- 3 - Ø5 mm RAWPLUG (QTY 3)
- 4 - Ø5 mm X Ø10 mm PHILLIPS-HEAD S/STEEL SCREW (QTY 2)
- 5 - 1/4 TURN BALL VALVE WITH INTEGRATED DOUBLE CHECK VALVE
- 6 - BLACK MOUNTING CLIP
- 7 - VENTURI FOR AUTOMOTIVE "PRE-SPRAY" SYSTEM:
FLOW RATE 4,2LPM
- 8 - 1/2" FIBRE GASKET
- 9 - DISCHARGE HOSE 10M, 15M OR 25M
ACCORDING TO MODEL SPECIFICATIONS
- 10 - COLOUR CODED METERING TIP (QTY 14) SCREW-IN MODEL
- 11 - Ø6mm X Ø9mm CLEAR PVC CHEMICAL INLET TUBE
- 12 - 3/4" FIBRE GASKET
- 13 - 3/4" BSP X MALE QUICK BRASS GARDEN TAP CONNECTOR (QTY 2)
- 14 - FEMALE BRASS HOSE QUICK CONNECTOR (QTY 2)
- 15 - 3/4" STRAINER-WASHER

- 16 - LANCE 60 CM ACCORDING TO SPECIFICATIONS
- 17 - LANCE 90 CM ACCORDING TO SPECIFICATIONS
- 18 - LANCE 30 CM ACCORDING TO SPECIFICATIONS
- 19 - TELESCOPIC LANCE 1 TO 2 METRES
- 20 - WHITE PVC BACK PLATE WITH INTEGRATED
HOSE SUPPORT FOR MODELS WITH BA DISCONNECTOR
- 21 - BA BACKFLOW PREVENTER WITH CONTROLLABLE PRESSURE ZONE
- 22 - PLASTIC TIE WRAP
- 23 - Ø19 mm X Ø22 mm BA CLEAR PVC DISCHARGE HOSE
- 24 - 1/2F X 3/8M THREADED COUPLING
- 25 - VENTURI FOR AUTOMOTIVE "PRE-SPRAY" SYSTEM:
FLOW RATE 4,2LPM
- 26 - TWO PRODUCTS SELECTOR KNOB
- 27 - FOOT STRAINER WITH INTEGRATED S/STEEL WEIGHT
- 28 - BLACK SPRAY HANDLE WITH MALE QUICK CONNECT
- 29 - S/STEEL CHEMICAL INLET PVDF CHECK VALVE
- 30 - GARDEN TYPE CONNECTOR 3/4"
- 31 - GARDEN TYPE CONNECTOR RED FOR TRIGGER HANDLE