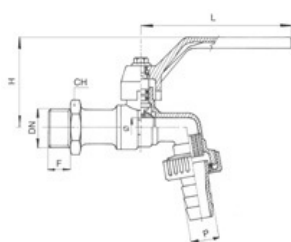




RIV 5600

Ball bibcock with hose connection
aluminium lever handle

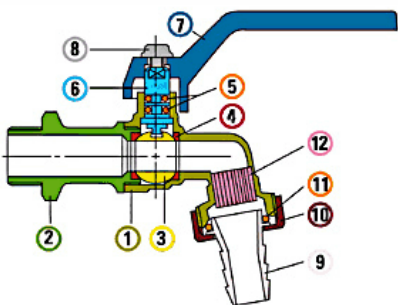
Tech drawings and tables



DN	Code	Ø	H	L	F	CH	P	PN	KG	P/box
3/8"	025600000003	10	47	80	12	21	15	16	0,19	20
1/2"	025600000004	10	47	80	12	26	15	16	0,198	20
3/4"	025600000005	12,5	19	80	14	31	20	16	0,33	10
1"	025600000007	15	54	105	15	36	26	16	0,442	6
1"1/4	025600000008	25	72	120	18	45	26	16	0,86	6

Technical data

Art. 5600



Materials

1	Body	Brass	CW617N	Nickel-plated
2	Body end	Brass	CW617N	Nickel-plated
3	Ball	Brass	CW617N	Chrome-plated
4	Seats	P.T.F.E.		
5	O-Ring	NBR		
6	Stem	Brass	CW614N	
7	Lever	Aluminium	Green	
8	Screw	Steel	Zinc-plated	
9	Hose-connection	Brass	CW614N	Nickel-plated
10	Swivel nut	Brass	CW617N	Nickel-plated
11	Gasket	NBR		
12	Jet-breaker	PA		

Connections

ISO 228/1

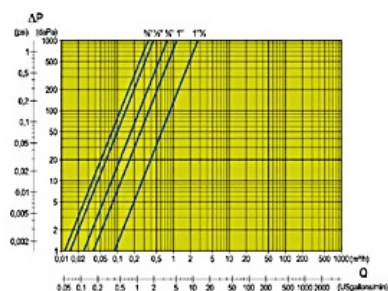
Limit

-20°+110° (without liquid)

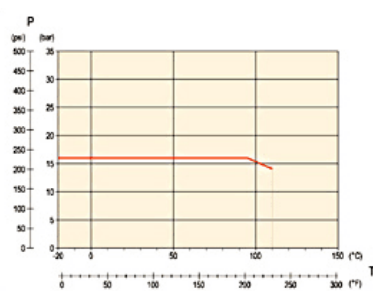
Notes

The max.working pressure (PN) means at a room temperature of about 23°C.

Pressure Loss Chart



Temperature/Pressure



Kv & Cv Coefficients

Size	Kv	Cv
3/8"	1,2	1,4
1/2"	1,7	2,0
3/4"	2,7	3,1
1"	4,0	4,6
1"1/4	9,5	11,0