

Wireless Mini Projector User' s Guide

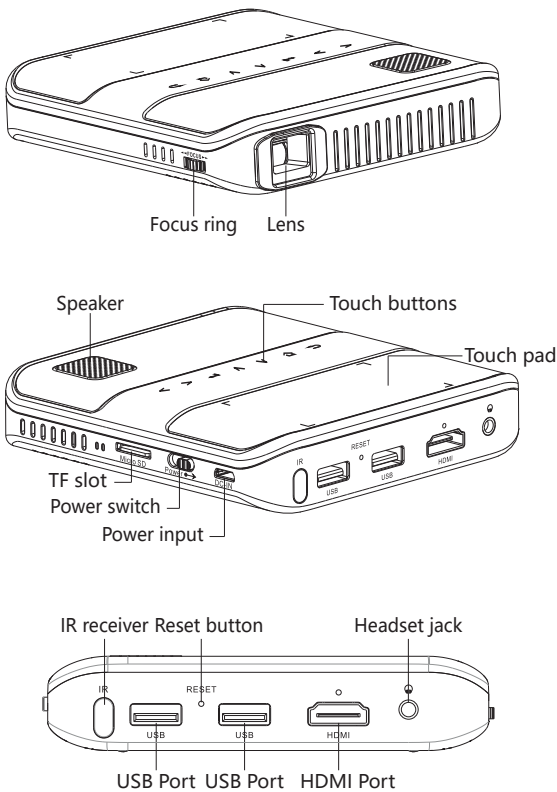
Thanks for purchasing this projector. Please read this guide carefully before operation.

This projector is built on Android 4.4 platform with enriched features. The friendly user interface allows you to manage the APPs easily.

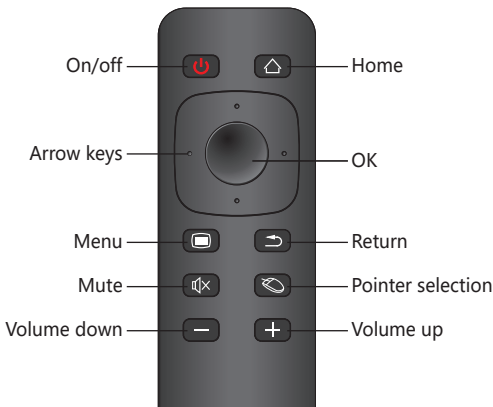
Live TV and Movie -On-Demand

In Live TV or Movie -On-Demand area, they have pre-installed the most popular Internet video APPs which allow you to enjoy the favorite TV programs or movies. Please be noted the projector should be connected to Internet when watching TVs or movies.

Product overview



Remote controller



With the screen

This wireless mirror image application Happy Cast supports Android and iOS compliant devices. Android compliant devices need to download the image mirroring APP accordingly. The iOS devices should support iOS 9.0 or above. When the Android or iOS devices is linking to the projector, they should be in the same area network so that the device' s screen can be mirrored from the projector.

In Application icon, there are pre-installed APPs. You can manage them by adding more APPs from APP market or deleting the ones which you don' t need.

Playback from files

From main menu, you can find Video, Gallery, Music and Filemanage icons. You can playback the video, photo, music or document files installed in the inserted TF card or USB drive. You can select the file from one of the icons and then the file source, TF card or USB drive.

The supported video file formats are avi, divx, dat, vob, mpg, mpeg, mov, mp4, rm, rmvb, wmv, mkv, 3gp, ts.

The supported music file formats are mp3, wma, ogg, wav, ac3, flac, ra, amr, dts.

The supported photo file formats are JPEG, GIF, BMP, PNG.

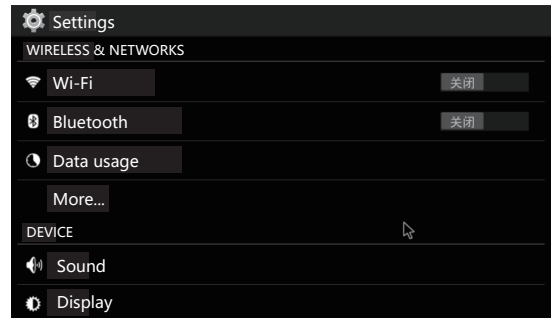
The supported document file formats are TXT, EPUB, PDF, WORD, EXCEL, POWERPOINTS.

Setting

Select Setting icon to configure the system settings like WiFi, Bluetooth , language and display etc.

WiFi

Select WLAN setting, you can turn on WiFi function and link the projector to the selected router to access Internet.



Bluetooth

Select Bluetooth setting, you can turn on the Bluetooth function and link the projector to a known Bluetooth device like Bluetooth speaker.

Language & input setting:

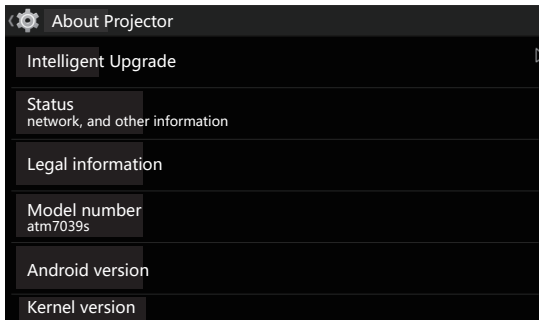
You can select preferred screen display language and the way to make input from here.

Display setting:

You can set the brightness, wall paper type, color temperature, screen rotation, font size, output screen resize from display setting.

About Projector

From here you can find the detailed projector system information like CPU type, system version and make system upgraded.



Accessories included

1. AC Power adapter (ACI00-240V.50-60HZ DC5V/2.5A) x 1
2. Remote controller x 1
3. HDMI cable x 1
4. Tripod x 1

Warning

This projector is a Class A electronic product. In the using environment, please note fire, water, dust protection.

The product itself has a cooling function, during operation, please do not block the cooling air outlet. When the product is faulty, do not attempt to open the cabinet for maintenance. Contact your dealer for professional service.

Specifications

Display Technology	Ti DLP Technology
Resolution	854 * 480 (WVGA)
Contrast Ratio	1000 : 1
Focus	Manual
Brightness	80 Lm
Aspect ratio	16 : 9
Input/Out port	HDMI port x 1
	Audio out (Φ3.5mm) x 1
	Micro SD slot x 1
	USB-Type A port x 2
Embedded battery	4000mAh rechargable battery
Operation system	Android 4.4 Lollipop
Embedded memory	4GB
Wireless image mirroring technology	AirPlay、Miracast、DLNA supported(by APP)
WiFi/Bluetooth	IEEE 802.11ac/b/g/n and Bluetooth 4.0 supported
Speaker	2W
Remote control	By IR remote controller
Power input	DC 5V 2.5A (Micro USB port)
Dimension & weight	110(L) x 110(W) x 23.5(H) mm ; 240g