



GLASSLINE

Suggested use:

When using Glassline on the top surface of glass use a thin application. If the fired piece has a rough texture it means the Glassline was applied too thickly or was under fired.

The rough texture can be used as an interesting design feature. Thick black lines were applied and allowed to dry. Use frit or thinned Glassline to fill in the outline, giving the piece the look of stained glass.

Glassline may be thinned with water to achieve a watercolor or sumi effect. Simply brush the thinned Glassline on the glass using a soft brush. Once the Glassline has dried you can then come back and highlight areas by scratching the Glassline off with the end of a brush or other wooden tool. Highlights using the pen may be also added at this time giving you multiple line qualities.

Glassline Pens and Chalks may be used on the same piece. First draw or shade with the chalks on a piece of sandblasted glass, then come back and add some outlining or other drawing with the Glassline Pens. This gives you the look of a charcoal drawing and the clean crisp lines of a pen and ink drawing.

Glassline may be thinned with water and airbrushed onto glass. This allows for interesting subtle changes in color. Once the airbrushed piece had dried you can then come back with a pointed piece of wood and scratch off areas of Glassline. Highlights may then be added to the piece with the Glassline Pens. This technique works well with an opaque sheet of colored glass as the background and a transparent sheet of glass as the top piece.


Glassline Pens may be used in combination with powdered frit. Sprinkle a layer of frit onto a piece of glass. Take the Glassline Pen and draw through the frit. This will add a thin line of color between the frit. A halo will form around the Glassline where the frit has been pushed aside by the metal tip on the end of the Glassline bottle.

The Bronze Patina Glassline Pen when sandwiched between layers of glass will form tiny bubbles along the line. Do not tack fuse before stacking the glass to achieve this result.

Other Glassline Products


BUBBLE

Glassline Bubble Pens are a lining and shading material for glass. They are simple in design, easy to use and are water based. Glassline Bubble Pens are formulated to be used between layers of glass. When sandwiched between glass, the lines will develop a colored line made up of micro bubbles. These Pens are available individually or as a Champagne Kit GB15 which includes all fourteen colors and a tip set. Glassline Bubble Pens are lead free and food safe.



PAPER

Glassline Paper is a fusible colored paper that is designed to be fired between layers of glass. The Glassline Paper is easy to cut with scissors, a razor knife or simply torn to achieve a ragged edge. Intricate designs are easy to achieve with this product.




Please contact your local supplier for more information or visit our web site www.glasslineproducts.com.



GLASSLINE

GLASSLINE a division of Clay Art Center
2636 Pioneer Way East
Tacoma, WA 98404

800-952-8030
Fax 253-922-5349
www.glasslineproducts.com



GLASSLINE

PENS & CHALKS



GLASSLINE

GLASSLINE PENS

Glassline Pens are a lining and shading material for glass. They are simple in design, easy to use and may be thinned with water. A metal tip set is necessary for fine line drawing on glass. The tip set consists of one each of the following size tips: bold, medium, and fine. These tips are placed on the end of the applicator bottle to achieve a variety of line widths. Glassline may be applied between multiple layers of glass or on the top surface for a complex dimensional look. To further explore your creative edge, Glassline may be sprayed to achieve subtle shading variations. Glassline is compatible with most types of glass from float to 90 and 96 COE. For best results "tack fuse" individual sheets of glass before stacking your full fuse. While best fired to 1500°F, it may be fired lower or higher depending upon your desired results. Available in twenty nine vibrant colors. Glassline paints are lead free and food safe. Available individually in 2oz bottles or try one of our three different kits Basic GA15, Tropical GA33, or Glacial GA34. These kits include fourteen colors and a tip set. Metallic colors are not included in any of the three kits, but are sold separately. Use Glassline Pens on Glassline Paper for a new and interesting effect.

GLASSLINE CHALKS

Glassline Chalks may be used to draw on sandblasted glass, previously tack fused Glassline, or on Glassline Paper. A rough surface using powdered frit will also work with the chalk. Simply dust the glass with powdered frit and either tack fuse to 1250 degrees F. or use hair spray to hold the frit in place. The chalks may be used on the top surface or bottom surface of glass and then layered for a dimensional look. Glassline chalks may be layered one on top of the other for a blend of colors. Glassline Pens and Chalks may be combined on the same piece. A charcoal-like drawing may be done with the chalks and then outlined or accented with the Glassline Pen. The chalks are compatible with most types of glass from float to 90 and 96 COE. Best fired to 1500°F. or they may be fired lower or higher depending upon your desired results. Glassline Chalks are lead free and food safe. Glassline Chalks are best used on opaque glass to assure maximum visibility. Glassline Chalks are available individually or try one of our three kits Basic CH15, Tropical CH33, or Glacial CH34. These kits contain fourteen Chalks. Metallic Chalks are not included in any kit but are sold separately.

GLASSLINE a division of Clay Art Center
2636 Pioneer Way East
Tacoma, WA 98404

800-952-8030
Fax 253-922-5349
www.glasslineproducts.com


BASIC COLOR KIT



WHITE
PEN GA01
CHALK CH01



BLACK
PEN GA02
CHALK CH02



GREY
PEN GA03
CHALK CH03



DARK BLUE
PEN GA04
CHALK CH04



TURQUOISE
PEN GA05
CHALK CH05



LIGHT GREEN
PEN GA06
CHALK CH06



DARK GREEN
PEN GA07
CHALK CH07



YELLOW
PEN GA08
CHALK CH08




ORANGE
PEN GA09
CHALK CH09



RED ORANGE
PEN GA10
CHALK CH10



BROWN
PEN GA11
CHALK CH11



PINK
PEN GA12
CHALK CH12



CRIMSON
PEN GA13
CHALK CH13



PURPLE
PEN GA14
CHALK CH14

TROPICAL COLOR KIT



WHITE
PEN GA01
CHALK CH01



BLACK
PEN GA02
CHALK CH02



YELLOW
PEN GA08
CHALK CH08



MARIGOLD
PEN GA27
CHALK CH27



ORANGE
PEN GA09
CHALK CH09



RED ORANGE
PEN GA10
CHALK CH10



DEEP RED
PEN GA32
CHALK CH32



TERRACOTTA
PEN GA30
CHALK CH30




BROWN
PEN GA11
CHALK CH11



CAMEL
PEN GA24
CHALK CH24



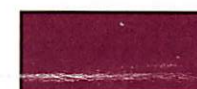
SESAME
PEN GA31
CHALK CH31



IVORY
PEN GA28
CHALK CH28




PINK
PEN GA12
CHALK CH12



CRIMSON
PEN GA13
CHALK CH13


GLACIAL COLOR KIT




WHITE
PEN GA01
CHALK CH01



BLACK
PEN GA02
CHALK CH02



GREY
PEN GA03
CHALK CH03



CARBON BLUE
PEN GA25
CHALK CH25



DARK BLUE
PEN GA04
CHALK CH04



PERIWINKLE
PEN GA29
CHALK CH29



TURQUOISE
PEN GA05
CHALK CH05



LIGHT GREEN
PEN GA06
CHALK CH06




KELLY GREEN
PEN GA23
CHALK CH23



DARK GREEN
PEN GA07
CHALK CH07



TEAL
PEN GA22
CHALK CH22



LAVENDER
PEN GA21
CHALK CH21



AMETHYST
PEN GA20
CHALK CH20



PURPLE
PEN GA14
CHALK CH14

METALLIC COLORS



METALLIC COPPER
PEN GA17
CHALK CH17



METALLIC GOLD
PEN GA18
CHALK CH18



BRONZE PATINA
PEN GA19
CHALK CH19



3 PIECE TIP SET
SM.-MED-BOLD
GA16



DELUXE TIP SET
SM.-MED-BOLD
GA36