



PRODUCT LINE

P R E V I E W



HEAVY-DUTY STAKE KIT

A must for windy conditions! Protect and secure your shelter with heavy-duty metal stakes and quick release pins. Available in sets of 4 or 6. Carry bag included.



DELUXE ROLLER BAG

- Heavy-Duty Fabric
- Reinforced Steel Base
- E-Z Glide Wheels



DELUXE WEIGHT BAG

The perfect solution for outdoor use on hard surfaces. Available in sets of 4 or 6.

PRODUCTS SUMMARY

CATEGORY	International E-Z UP, Inc. offers products ranging in designs, styles, patterns and prices.
LEISURE	
PROFESSIONAL	     
PROMOTIONAL	 
COMMERCIAL	 
RECREATIONAL	     

E-Z UP® AUTHORIZED DEALER



#1 Best Selling Instant Shelter® in The World™

The innovative products of International E-Z UP, Inc. tent and canopy industry. E-Z UP has developed their on quality, durability, ease of use and for over #1 Best Selling Instant Shelter® in the World™.

have consistently revolutionized the brand name products with a focus 29 Years are still the



PROFESSIONAL

ECLIPSE™ II Professional

The most popular professional shelter sold today.


The Eclipse™ II shelter simply unfolds and locks into place in seconds. Our top-of-the-line shelter incorporates features that make it the best of its class.



OPTIONAL VENTED TOP

- ▶ Patented, One-Piece Instant Frame
 - ▶ Toggle Leg Adjustments for Variable Heights and Surface
 - ▶ Bolt-On Top Adds Security in Windy Conditions and Protects Against Wear
 - ▶ Optional Vented Top (Available on the 10' x 10')
- Sizes Available -
- High Strength Steel:
8' x 8' (2.5 m x 2.5 m) in White; 10' x 10' (3.0 m x 3.0 m), 10' x 15' (3.0 m x 4.5 m), 10' x 20' (3.0 m x 6.0 m) in Black or White
- Aircraft Grade Aluminum:
10' x 10' (3.0 m x 3.0 m), 10' x 15' (3.0 m x 4.5 m), 10' x 20' (3.0 m x 6.0 m)

ECLIPSE™ II



LEISURE

BUNGALOW® by E-Z UP



Simple Outdoor Elegance

BUNGALOW® by E-Z UP

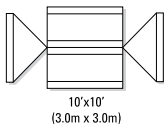
The Bungalow® Pavilion by E-Z UP® enhances your outdoor living space. From casual relaxation to formal entertaining wherever you want, whenever you need.

The Bungalow® Pavilion is easy to use and portable. Built for many years of enjoyment, the Bungalow® Pavilion is also designed to match your style and sophistication.

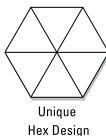




- Patented Gable Roof Design
- Larger Printable Fabric Area for Increased Visibility
- High Strength Aircraft Aluminum Frame



- Low Profile Roof
- Compact Design Folds Down to 4' Tall (1.2 m)
- Elevated Center Design with Double Braced Trusses
- 8' x 12' Size (2.5 m x 3.5 m)



- Combination High Strength Steel and Aircraft Aluminum Frame
- Clear Span Rigid Peak Design for Maximum Headroom and Strength
- Six Sided Hexagon Shape and Larger Printable Area



- The Perfect Promotional Tool
- Point of Purchase, In-Store Displays and more
- 5' x 5' Size (1.5 m x 1.5 m)
- Folds Compactly to 4' Tall (1.2 m)



- One Piece Base Frame
- 5 Interchangeable Top Shapes
- Available Sidewalls and Graphic Wraps
- 4' x 4' Size (1.2 m x 1.2 m)



Marquee



Peak



Gable



Half Peak



Kiosk

CUSTOM OPTIONS



- Available in 22 Fabric Colors
- Choose from Multiple Top Patterns
- Vibrant Custom Graphics



SIDEWALLS

Design your custom shelter with various sidewall options. All sidewalls are available in custom colors and custom graphics. Whether it's brand extension, catering or privacy, we have the sidewall to fit your needs.



Middle Zipper



Panorama



Food Booth



Screen Mesh



Double Sided



RAILSKIRTS

- › Single and Double Sided Railskirts
- › Freestanding Single and Double Sided Railskirts
- › Attach Quickly and Easily to Create Barriers, Pathways and Unique Designs



16' BLADE PLUS



TEARDROP



CORNER



21' BLADE with TAIL

- › Available in 4 Designs
- › State-of-the-Art Custom Graphics
- › Available in Single or Double Sided
- › Lightweight and Sets Up in No Time

Instant Table

(Shown with shelf option)

- › Expands, Stacks with Adjustable Height
- › Supports Heavy Loads up to 300lbs. (136 kg)
- › Add On Shelves, Skirts, Covers and Panels
- › Available Sizes: 2' x 2' (0.6 m x 0.6 m)
2' x 4' (0.6 m x 1.2 m)




Custom TABLE COVER



Directors Chair

- › High Quality, Lightweight Aluminum Frame
- › Heavy Duty Carry Bag
- › Padded Seat, Back and Armrests
- › Two Sizes - Standard or Tall

DOME II
PromotionalPyramid II
Promotional

The E-Z UP® Promotional Instant Shelter® products are designed for promotional level use and can be customized for volume based promotions. The perfect way to promote your company!

COMMERCIAL



- › Reinforced Cross Truss Design
- › Commercial Grade Top



- › Commercial Grade Top Upgrade
- › Clear-Span Cathedral Ceiling

RECREATIONAL



- › High Wind Performance Flex-Roof



- › Patented, Elevated Peak for Increased Headroom



- › Vented Top at Peak for Improved Air Flow



- › Clear Span Peak Design for Maximum Headroom



- › Full 144 Square Feet of Shade



- › Available Sizes: 10'x10' or 12'x12' (at base)